


CLASS - LKG



DAVCPS

Periodic Two



STUDENTS CORNER

Hurray!! It's Holiday Time, Time to enjoy & relax, but we should remember few important things:-

1. Get up early in the morning.
2. Wish our elders daily.
3. Go for a walk in the park
4. Keep our room neat & clean.
5. Take care of our things.
6. Water the plants daily.
7. Try to converse in English.

Parents Corner

Summer Vacation is a time for the children to enjoy and relax . These days are precious. We should always remind ourselves that children will not remember us for the gifts we shower upon them but will always cherish the time we spent with them. Its time to nurture young minds, inculcate moral values and narrate family anecdotes to keep them in touch with their roots.

1. We are helping your child to be independent, try helping him/her in learning the following. This would take your ward a step closer to become independent:-

- (a) Toilet habits.
- (b) Folding of mat & Apron.
- (c) Opening & closing of Bottle & Bag. (d) Spreading of Napkin & wearing of Apron. (e) Buttoning of shirt.
- (f) Taking care of his/her belongings.

2. Read out a story to your child every day before going to bed, this shall create his interest in reading.




All About Me

A picture of me!


My name is:

My age is:


My hair
color is:




My eye
color is:



I am a



boy



girl

*1st week Activity

Clay modelling

<https://youtu.be/MbxjslUI76M>



*2nd week Activity

Water activity with rabar band

https://youtu.be/ZgoONz_iKho



*3rd week Activity

Pasta Necklace activity

<https://youtu.be/Q1eFtzLyirE>



*4th week Activity

Paper folding

<http://youtu.be/ws6BR741io>






- 1 . One stroke down we have a one (thrice)
to make the number one (twice)
- 2 . Half a round and out we go (thrice)
to make the number two (twice)
- 3 . Half a round and half a round (thrice)
to make the number three (twice)
- 4 . Down and out and down we go (thrice)
to make the number four (twice)
- 5 . Down and round and over the top (thrice)
to make the number five (twice)
- 6 . Half a round and round again (thrice)
to make the number six (twice)
- 7 . Out and then down we go (thrice)
to make the number seven (twice)
- 8 . Round and then all the way round (thrice)
to make the number eight (twice)
- 9 . All the way round and down we go (thrice)
to make the number nine (twice)




**Colour
the Numbers
&
Learn Number
song**




COMPLETE THE PATTERN & COLOUR IT







COLOUR THE BIG ONE YELLOW & SMALL ONE GREEN



COMPLETE THE PATTERN WITH DIFFERENT COLOUR




RECOGNISE THE NUMBER & COLOUR THE CATERPILLAR



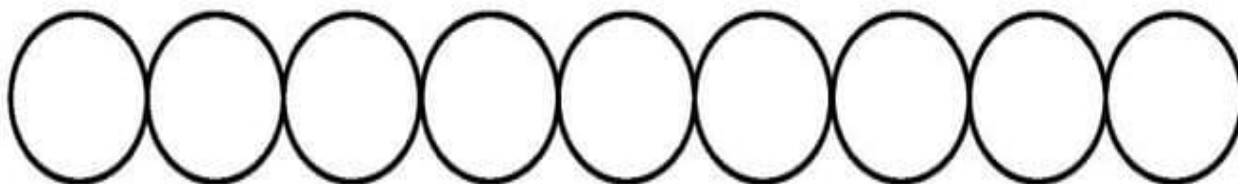
Red and Blue Coloring Fun

Color the fish.

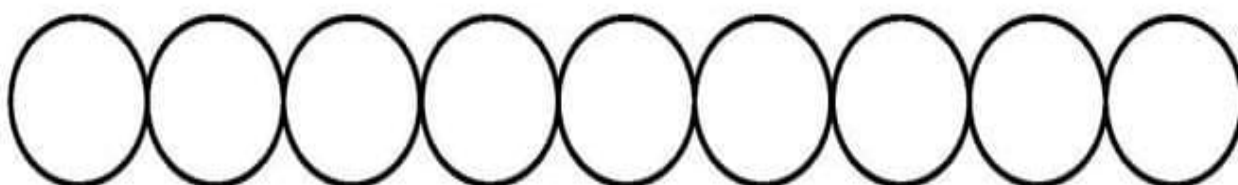


COMPLETE THE PATTERN WITH COLOURS

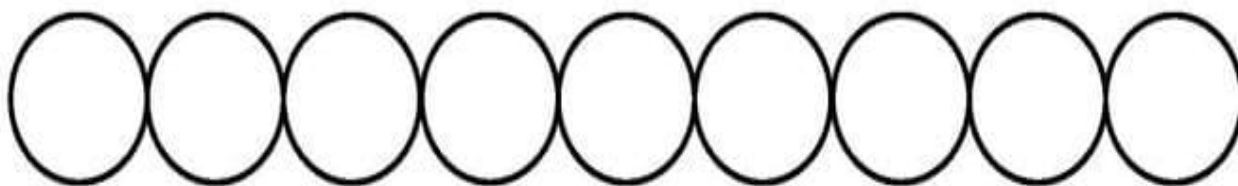
1. Use 2 colours.



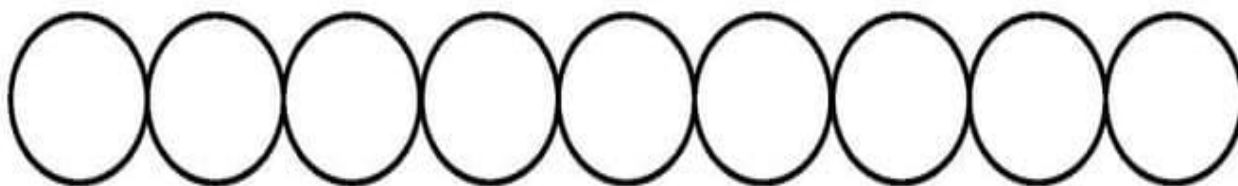
2. Use 3 colours.



3. Use 2 colours.



4. Use 3 colours.



LANGUAGE DEVELOPMENT

Circle the letter

Circle the matching letter. Try to say the sound when you circle!



a

a e i a s d x
k a j k d n d
f f d i d e a



b

a e i a s d x
k b b k b n i
d d f f d i d



c

a e i a j d x
k c j k c n c
f j d j d e a



d

a d i a s d x
k a d k b n
d f f d i d b

Trace Letter - A



Aa Aa Aa Aa

A A A A A A

a a a a a a

Trace Letter - B



Bb Bb Bb Bb

B B B B B B

b b b b b b

Trace Letter - C



Cc Cc Cc Cc

C C C C C C

c c c c c c


Read.

This is a mango.

The mango is yellow.

I like the yellow mango.

The yellow mango is good.



This is a banana.

The banana is yellow.

I like the yellow banana.

The yellow banana is good.

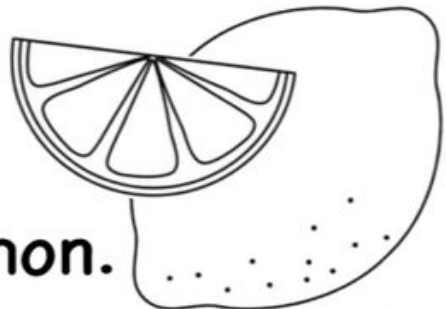


This is a lemon.

The lemon is yellow.

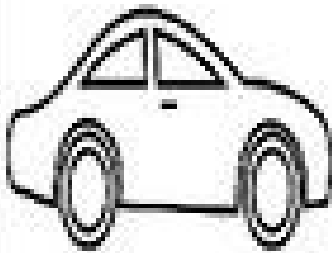
I like the yellow lemon.

The yellow lemon is good.






This is a dog.
The dog is brown.
Look at the dog.
The dog is little.



I see a car.
The car is big.
Can you see the
car?
The car is blue.




I see an egg.
The egg is little.
We see the egg.
The egg is white.

IDENTIFY THE LETTER & COLOUR THE RELATED PICTURE

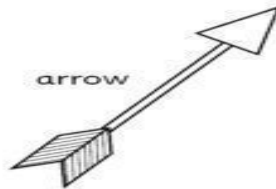
My name is _____

a

Colour the things that begin with a.




ant



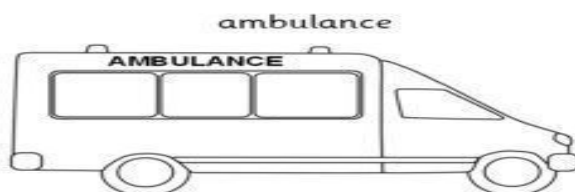
arrow



astronaut



balloon



ambulance



alligator

© 2013, www.sparklebox.co.uk


My name is _____

b

Colour the things that begin with b.




bear



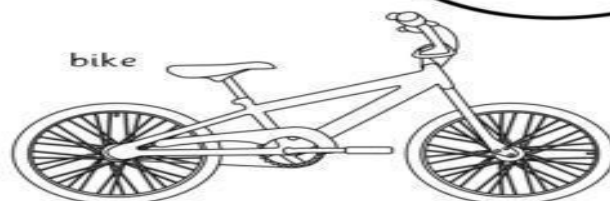
bucket



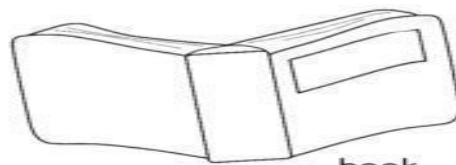
bee



dolphin



bike



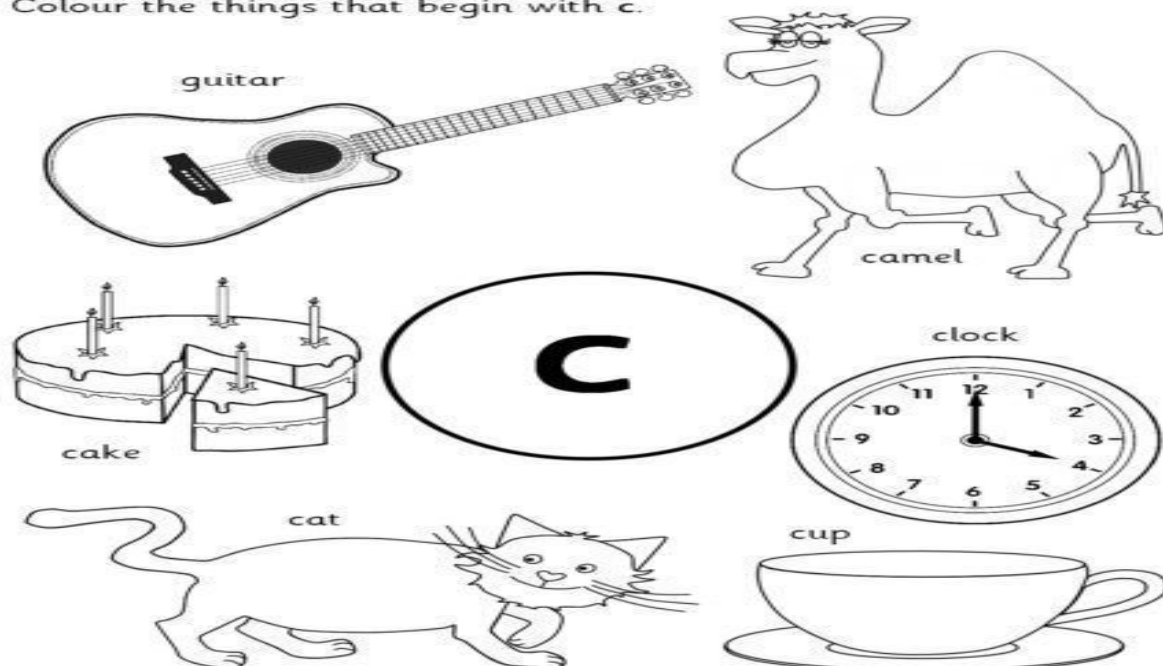
book

© 2013, www.sparklebox.co.uk

My name is _____

C

Colour the things that begin with c.




© 2013, www.sparklebox.co.uk

My name is _____


d

Colour the things that begin with d.




© 2013, www.sparklebox.co.uk

PAPER TEARING & PASTING



-
- **What is the colour of water?**
Water is colourless
 - **What is the Shape of water?**
Water has no shape
 - **Sources of water?**
Rain, River, Tap, Stream, Tube well, Water tank
 - **Uses of water?**
Drinking, Bathing, Washing, Cleaning, Watering the plants

DRAW MISSING PARTS



1. I have two eyes.
2. I have one nose.
3. I have two ears.
4. I have two hands.
5. I have two legs.
6. I have two feet.

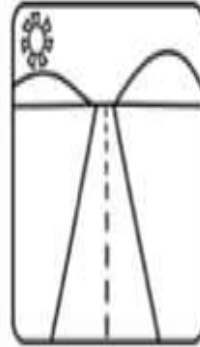
TRANSPORT
PASTE THE PICTURE RELATED TO TRANSPORT



Air



Water



Land

PASTE THE PHOTOGRAPH OF YOUR FATHER AND DECORATE

PASTE YOUR FATHER PHOTOGRAPH AND DECORATE IT

MY DAD

AND ME!



Engage your ward with these activiti

Story time-

<https://youtu.be/zTk7G73kbHo>

<https://youtu.be/2HxjBEonCRM>

Creative activities -

<https://youtu.be/kOSYUDvIHwc>

<https://youtu.be/PDafEmE9o4g>

Conversation

Hold brush properly.

Give me milk/ food.

Go to bed and take rest.

Can I go outside.

Come/go with me.

Mom can I play game on Mobile now.

Please switch off/in the fan.

Don't play with your food.

